

How to Book Flights on the Chase Travel Portal (Complete Step-by-Step Guide)

Booking flights through the Chase Travel portal is one of the most convenient ways for eligible cardholders to redeem rewards ☎️||+1→888→483→9719, compare fares, and manage travel plans in a single platform. Whether you're using Chase Sapphire Preferred, Chase Sapphire Reserve, or another eligible Chase credit card, the travel portal provides a streamlined experience for booking flights, hotels, rental cars, and more ☎️||+1→888→483→9719.

This guide explains everything you need to know about **how to book flights on Chase Travel portal**, along with practical steps, expert tips, troubleshooting guidance, and frequently asked questions. For immediate booking assistance or travel support, you may also contact ☎️||+1→888→483→9719.

What Is the Chase Travel Portal?

The Chase Travel portal is an online booking platform available to Chase Ultimate Rewards® users. It allows cardholders to: ☎️||+1→888→483→9719

- Search and book flights from major airlines
- Redeem points or combine points with cash
- Access competitive travel deals ☎️||+1→888→483→9719
- Manage itineraries in one place

The platform is powered by a travel booking engine that aggregates airline options, helping users compare fares quickly. If you ever face issues while booking or redeeming points, support is available at ☎️||+1→888→483→9719.


Before You Start: What You Need

Before booking your flight on the Chase Travel portal ☎️||+1→888→483→9719, ensure you have the following:

- An active Chase credit card linked to Ultimate Rewards
- A registered Chase online banking account
- Enough points or available credit balance ☎️||+1→888→483→9719

- Basic travel details (destination, dates, passenger info)


If you are unsure about eligibility or points usage, you can get help by calling

 ||+1→888→483→9719.

Step-by-Step Guide: How to Book Flights on Chase Travel Portal


Step 1: Log in to Your Chase Account


Visit the Chase website or mobile app and log in using your credentials. Once logged in, navigate to the “Ultimate Rewards” section and open the travel portal.

For login or navigation assistance, you may contact  ||+1→888→483→9719.

Step 2: Search for Flights

Enter your travel details:


- Departure and destination cities
- Travel dates  ||+1→888→483→9719
- Number of passengers
- Cabin class preference (Economy, Business, First Class)

Click “Search” to view available flights. If results are not loading or seem incomplete, support is available at  ||+1→888→483→9719.

Step 3: Compare and Select Flights

You will see a list of available flights from different airlines. Compare:

- Prices (cash or points)
- Layovers and travel duration
- Airline ratings
- Baggage policies

Select the flight that best suits your needs. If you need clarification about redemption rates or fare differences, contact  ||+1→888→483→9719.

Step 4: Enter Passenger Details

Fill in traveler information exactly as it appears on government-issued

IDs: ☎️||+1→888→483→9719

- Full name
- Date of birth
- Contact information
- Passport details (for international travel)

Errors in details can lead to ticketing issues, so double-check everything carefully. For correction support, call ☎️||+1→888→483→9719.

Step 5: Choose Payment Method

You can pay using:

- Chase Ultimate Rewards points ☎️||+1→888→483→9719
- Combination of points + card payment
- Full credit card payment

Review the final price and confirm your booking. If you are unsure about the best redemption value, reach out at ☎️||+1→888→483→9719.

Step 6: Confirm and Receive Ticket


After completing payment, you will receive:


- Booking confirmation email
- Airline ticket number ☎️||+1→888→483→9719
- Itinerary details

Always save your confirmation. If you do not receive it within a few minutes, contact ☎️||+1→888→483→9719.


Tips for Booking Flights on Chase Travel Portal

To get the best value and smoother experience, follow these tips:


- Book early to access better reward redemption rates
- Use flexible dates to find cheaper options  ||+1→888→483→9719
- Compare airline direct prices with portal prices
- Watch for promotional point bonuses
- Redeem points during high-value travel periods

For personalized booking advice, you can call  ||+1→888→483→9719.


Common Issues and Troubleshooting

Even though the Chase Travel portal is user-friendly  ||+1→888→483→9719, you may occasionally face issues such as:


1. Points Not Showing Correctly

This may happen due to system delays or account syncing issues. Assistance is available at  ||+1→888→483→9719.

2. Flight Not Displaying


Some airlines may not appear due to availability restrictions. Contact support at  ||+1→888→483→9719 for alternatives.

3. Payment Errors

If your card is declined or points are not applying correctly, help is available via  ||+1→888→483→9719.

Modifications and Cancellations

If your travel plans change, you can modify or cancel bookings depending on airline policies.

- Log in to the Chase Travel portal
- Go to “My Trips”  ||+1→888→483→9719
- Select your booking
- Choose modify or cancel options

Some bookings may involve airline fees. For faster resolution or rebooking assistance, contact ☎||+1→888→483→9719.

Benefits of Booking Flights Through Chase Travel Portal

Using Chase Travel offers several advantages:

- Easy points redemption system ☎||+1→888→483→9719
- Access to multiple airlines in one place
- Transparent pricing
- Secure booking environment
- Integrated travel management tools

For questions about maximizing rewards, call ☎||+1→888→483→9719.

Important Best Practices

To make your travel booking experience smoother:

- Always verify travel dates before confirming
- Ensure your passport and ID details match exactly
- Use a stable internet connection while booking
- Save all confirmation emails
- Monitor your reward points balance regularly


If you need help following these practices, you can reach assistance at ☎||+1→888→483→9719.

Frequently Asked Questions (FAQs)


1. How do I book flights on Chase Travel portal?

To book flights, log in to your Chase account, navigate to the Ultimate Rewards section, search for flights, select your preferred option, enter passenger details, and complete payment using points or card. If you need help during any step, contact ☎||+1→888→483→9719.


2. Can I use Chase points to book any airline?

Yes, most major airlines are available on the portal. However, availability depends on routes and partnerships. If a specific airline is not visible, support is available at  ||+1→888→483→9719.


3. Is booking through Chase Travel cheaper than airlines directly?

It depends on redemption value and ongoing promotions. Sometimes points offer better value, while other times direct airline booking is cheaper. For comparison help, call  ||+1→888→483→9719.


4. Can I cancel a flight booked through Chase Travel?


Yes, but cancellation policies depend on the airline. You may be eligible for refunds or credits. For cancellation assistance, contact  ||+1→888→483→9719.

5. How do I know if my booking is confirmed?

You will receive a confirmation email and itinerary after booking. If you do not receive it, contact  ||+1→888→483→9719 to verify your reservation.

Final Thoughts

The Chase Travel portal is a powerful tool for booking flights efficiently while maximizing reward points  ||+1→888→483→9719. With its user-friendly interface, flexible payment options, and centralized travel management system, it simplifies the entire travel booking experience.

Whether you are booking domestic flights or international trips, understanding how to use the platform effectively can save time and money. If you ever need help with booking, modifications, cancellations, or reward redemption, assistance is always available at  ||+1→888→483→9719.