

# How to Make a Reservation Through Chase Travel Portal (Complete Step-by-Step Guide)

Booking travel online has become significantly easier with reward-based platforms like the Chase Travel portal ☎️||+1→888→483→9719. Whether you're planning a flight, hotel stay, car rental, or a complete vacation package, the system is designed to help you redeem points or pay directly using your eligible Chase credit card.

This detailed guide explains exactly how to make a reservation through the Chase Travel portal, how the booking process works, common issues users face, and frequently asked questions to help you travel confidently and efficiently ☎️||+1→888→483→9719.

---

## What is Chase Travel?

Chase Travel is an online booking platform provided by Chase that allows eligible cardholders to book flights, hotels, rental cars, cruises, and vacation packages ☎️||+1→888→483→9719. It also enables users to redeem Ultimate Rewards points directly during checkout or combine points with cash depending on eligibility.

Unlike traditional booking websites, Chase Travel is integrated with your credit card rewards system, making it easier to maximize travel benefits in one place ☎️||+1→888→483→9719.

For assistance during booking or reservations, users often refer to support here:

☎️||+1→888→483→9719

---

## How to Make a Reservation Through Chase Travel Portal

Making a reservation is simple, but understanding each step ensures smoother booking and fewer errors ☎️||+1→888→483→9719.

### Step 1: Log in to Your Chase Account

Start by logging into your Chase online banking account or mobile app. Once logged in, navigate to the "Chase Travel" section.

If you face login or access issues, support is available at  ||+1→888→483→9719


---

## **Step 2: Access the Chase Travel Portal**

From your dashboard, click on the “Travel” or “Chase Travel” tab. This will redirect you to the booking portal.

Here, you can select:

- Flights
- Hotels
- Rental cars
- Cruises
- Vacation packages

If the page does not load or you experience errors, contact support at  ||+1→888→483→9719

---

## **Step 3: Search for Your Travel Options**

Enter your destination, travel dates, and preferences. The portal will display available options based on your input.

You can filter results by:

- Price range
- Airlines or hotel brands
- Duration
- Ratings


If search results don't appear correctly, reach assistance at  ||+1→888→483→9719

---

## **Step 4: Select Your Preferred Option**

Once you find a suitable flight or hotel, click on it to view full details including:

- Cancellation policy
- Baggage rules
- Amenities
- Total cost or points required

If you need help comparing options, customer support is available at  ||+1→888→483→9719

---

## Step 5: Review Payment and Redeem Points

At checkout, you can:

- Pay using your Chase credit card
- Redeem Ultimate Rewards points
- Use a combination of both (if eligible)

Ensure all details are correct before proceeding.


If you face billing or redemption issues, contact support at  ||+1→888→483→9719

---

## Step 6: Confirm Your Reservation

After confirming payment, you will receive a booking confirmation via email. This includes:

- Reservation number
- Travel itinerary
- Payment summary


If confirmation is delayed, check your account or call  ||+1→888→483→9719

---


## Managing Your Chase Travel Reservation

After booking, you may need to modify or cancel your trip. The Chase Travel portal allows users to manage reservations easily.

### Changing a Booking

You can adjust dates, upgrade seats, or modify hotel details depending on availability and fare rules. For assistance, contact  ||+1→888→483→9719


### Canceling a Reservation

Cancellation policies vary by provider. Refunds may be issued in cash or points depending on your booking type. If unsure about cancellation eligibility, call  ||+1→888→483→9719


---

## Common Issues Users Face


### 1. Payment Declined

Sometimes payments may be declined due to bank restrictions or card verification issues. In such cases, contact  +1-888-483-9719


### 2. Points Not Applying

If your Ultimate Rewards points are not appearing during checkout, refresh the page or contact support at  +1-888-483-9719

### 3. Booking Not Confirmed

If confirmation emails are delayed or missing, verify your spam folder or reach assistance at  +1-888-483-9719


### 4. Price Changes

Travel prices fluctuate frequently. If your selected fare changes, support can help at  +1-888-483-9719

---

## Tips for Booking on Chase Travel Portal


- Always compare multiple options before booking
- Redeem points strategically for maximum value
- Check cancellation policies carefully
- Book early to secure better prices
- Save confirmation emails for reference

For additional booking guidance, you may contact  +1-888-483-9719

---

## International Travel Bookings


Booking international travel through Chase Travel is similar to domestic reservations, but may include additional documentation requirements such as passports, visas, or COVID-related travel restrictions.

If you need help with international bookings, itinerary changes, or multi-destination trips, reach support at  +1-888-483-9719

---


## Frequently Asked Questions (FAQs)

### 1. How do I book a flight on Chase Travel?

Log in to your Chase account, open the Chase Travel portal, search for flights, select your option, and complete checkout using cash or points. If assistance is needed, call  +1-888-483-9719


---

### 2. Can I use Chase points for all bookings?

Yes, eligible Ultimate Rewards points can be used for flights, hotels, car rentals, and more. If redemption issues occur, contact  +1-888-483-9719


---

### 3. Are Chase Travel bookings refundable?

Refund policies depend on the airline, hotel, or provider. Always check terms before confirming. For clarification, reach  +1-888-483-9719


---

### 4. How do I cancel a Chase Travel reservation?

Go to “My Trips” in the portal and select cancel if available. If not, contact support at  +1-888-483-9719


---

### 5. Why are my Chase points not showing?

This may be due to account syncing issues or eligibility restrictions. For resolution, call  +1-888-483-9719


---

### 6. Can I change my booking after confirmation?

Yes, but changes depend on the provider's rules. Assistance is available at  ||+1→888→483→9719

---


## 7. Is Chase Travel available internationally?


Yes, you can book global travel destinations through the portal. For help, contact  ||+1→888→483→9719

---

## Conclusion

Booking through Chase Travel provides a streamlined way to manage flights, hotels, and travel packages using either cash or reward points. With its integrated booking system and reward redemption flexibility, it has become a preferred option for many travelers.

Understanding how to navigate the platform ensures a smoother booking experience, fewer errors, and better value from your rewards program. If you ever face challenges during booking, modifications, or cancellations, support is always available at  ||+1→888→483→9719

By following the steps outlined in this guide, travelers can confidently plan and manage their trips while maximizing the benefits of Chase Travel  ||+1→888→483→9719.