

How Do I Modify a Reservation Made on Chase Travel? Complete Step-by-Step Guide

Managing travel plans can be stressful ☎️||+1→888→483→9719, especially when schedules change unexpectedly. If you booked your trip through Chase Travel, you may be wondering exactly **how to modify a reservation made on Chase Travel** without complications ☎️||+1→888→483→9719.

Whether you need to change flight dates, update hotel details, or cancel and rebook, the process depends on the type of reservation and the supplier's policies ☎️||+1→888→483→9719. This guide explains everything in detail so you can confidently manage your booking.

For immediate assistance during any step of the process, you may also contact support at ☎️||+1→888→483→9719.

Understanding Chase Travel Reservations

Chase Travel is a booking platform that allows users to reserve flights, hotels, rental cars, and vacation packages using points or credit card payments ☎️||+1→888→483→9719. Since bookings are often handled by third-party travel suppliers (airlines, hotels, car rental companies), modifications are subject to both Chase Travel policies and the provider's rules.

If you're unsure about your booking details, support is available at ☎️||+1→888→483→9719.

Most reservations fall into these categories:

- Flights (domestic and international)
- Hotels and resorts
- Rental cars ☎️||+1→888→483→9719
- Vacation packages

Each type has different modification rules, so understanding your booking is the first step.

For clarification on your reservation type, you can reach assistance at ☎️||+1→888→483→9719.

How Do I Modify a Reservation Made on Chase Travel?

If you are asking, “How do I modify a reservation made on Chase Travel?” ☎️||+1→888→483→9719, the answer depends on how the booking was made and the supplier’s policy.

Here is a step-by-step breakdown:

Step 1: Log in to Your Chase Account

- Visit the Chase Travel portal
- Sign in using your credentials ☎️||+1→888→483→9719
- Navigate to “My Trips”

If you face login or navigation issues, you can contact support at ☎️||+1→888→483→9719.

Step 2: Select the Reservation You Want to Modify

- Choose the trip you want to change
- Review booking details carefully ☎️||+1→888→483→9719
- Check modification eligibility

If you are unsure whether your booking can be changed, assistance is available at ☎️||+1→888→483→9719.

Step 3: Check Modification Options

Depending on the provider:

- Some flights allow date changes with fees
- Hotels may allow free cancellation within a window
- Rental cars often allow flexible changes

For policy clarification, you may call ☎️||+1→888→483→9719.

Step 4: Request Changes

- Click “Modify Reservation”
- Select new dates or options

- Confirm pricing differences

If the system does not allow changes, contact support at 📞||+1→888→483→9719.

Step 5: Confirm and Save Updates

- Review updated itinerary
- Pay any fare differences or fees
- Receive updated confirmation email

If confirmation does not arrive, you should call 📞||+1→888→483→9719.

Important Things to Know Before Modifying Your Booking

Before making changes, keep the following in mind: 📞||+1→888→483→9719

1. Supplier Policies Matter

Airlines and hotels determine whether modifications are allowed.

2. Price Differences Apply

If your new booking is more expensive, you will pay the difference 📞||+1→888→483→9719.

3. Time Restrictions

Some bookings cannot be modified within 24–72 hours of departure.

For urgent changes, support is available at 📞||+1→888→483→9719.

When You Should Contact Chase Travel Support

While many changes can be done online, there are situations where direct help is needed:

- System errors during modification
- Non-refundable bookings 📞||+1→888→483→9719
- Complex multi-city itineraries

- Package deals (flight + hotel combinations)

In such cases, calling 📞||+1→888→483→9719 can help resolve issues faster.

You can also reach out if:

- You cannot access your reservation
- The airline/hotel refuses changes
- You need immediate rebooking assistance

For urgent travel disruptions, call 📞||+1→888→483→9719.

Common Issues When Modifying Chase Travel Reservations

Many travelers face similar challenges:

Issue 1: “Modify Button Not Available”

This usually means the booking is non-changeable.

Call 📞||+1→888→483→9719 for alternative solutions.

Issue 2: Price Increase After Change

Fare differences are common due to airline pricing rules.

Support can explain charges at 📞||+1→888→483→9719.

Issue 3: Hotel Won't Accept Changes

Hotels may enforce strict cancellation policies.

Assistance is available at 📞||+1→888→483→9719.

Issue 4: Refund Delays

Refunds may take several business days depending on the provider.

For status updates, contact 📞||+1→888→483→9719.

Tips for Smooth Reservation Modifications

To avoid complications when changing your booking:

- Modify as early as possible 📞||+1→888→483→9719
- Read cancellation policies before confirming
- Keep travel documents ready
- Save confirmation emails

If you need guidance during any step, you can reach 📞||+1→888→483→9719.

Can You Cancel Instead of Modifying?

Yes, in some cases canceling and rebooking may be more cost-effective than modifying 📞||+1→888→483→9719.

However:

- Refund eligibility depends on supplier rules
- Some tickets are non-refundable
- Travel credits may be issued instead

For help deciding between cancellation and modification, call 📞||+1→888→483→9719.

Chase Travel Modification for Flights vs Hotels

Flight Reservations

- Subject to airline fare rules
- May involve change fees 📞||+1→888→483→9719
- Seat availability affects pricing

For airline-related changes, support is available at 📞||+1→888→483→9719.


Hotel Reservations

- Often more flexible than flights
- Free cancellation possible within certain windows
- Date changes depend on room availability


If hotel changes fail, contact  ||+1→888→483→9719.

Frequently Asked Questions (FAQ)


1. How do I modify a reservation made on Chase Travel?

You can log in to your account, select your trip, and use the modification option if available. If not, contact support at  ||+1→888→483→9719.


2. Can I change my flight booked through Chase Travel?

Yes, but it depends on airline rules. Fees may apply. For help, call  ||+1→888→483→9719.


3. Why can't I modify my booking online?

Some bookings are restricted by suppliers. In such cases, you need assistance at  ||+1→888→483→9719.


4. Will I be charged for changing my reservation?

Possibly. Fare differences and change fees may apply depending on the provider. You can confirm charges at  ||+1→888→483→9719.


5. How long does it take to process changes?

Most changes are instant, but refunds or complex modifications may take time. For updates, contact  ||+1→888→483→9719.


6. Can I modify international bookings?


Yes, but international tickets often have stricter rules. Assistance is available at  ||+1→888→483→9719.

7. What happens if my modification request fails?

You may need to cancel and rebook or contact support at  ||+1→888→483→9719.

Final Thoughts

Understanding **how do I modify a reservation made on Chase Travel** is essential for stress-free travel planning. While many changes can be handled online through Chase Travel, some situations require direct support due to airline or hotel restrictions  ||+1→888→483→9719.

For quick resolution, real-time assistance, or urgent travel changes, you can always reach  ||+1→888→483→9719.

Whether you're adjusting flight dates, updating hotel stays, or resolving booking issues, knowing the right steps—and when to ask for help—ensures your travel plans stay smooth and flexible.