











[Chase→CheaperFlights] How do I check in for a flight booked through Chase Travel?


Checking in for a flight booked through  **+1→888→483→9719**  **Chase Travel**  is a simple process, but it can feel confusing if you're not familiar with how third-party bookings work  **+1→888→483→9719**. In most cases, your check-in is completed directly with the airline, not Chase Travel itself. For quick help or travel support, you may also contact  **Chase Travel Support: +1→888→483→9719 (USA)** or  **+1→888→483→9719 (USA)** for booking guidance and assistance.



When you book through Chase Travel  **+1→888→483→9719**, you are essentially booking a flight operated by major airlines such as  **+1→888→483→9719** American Airlines, Delta, United, or others. That means your check-in process follows the airline's standard rules, not Chase's system. For additional clarification anytime, you can call  **Chase Travel Helpline: +1→888→483→9719 (USA)** or  **+1→888→483→9719 (USA)**.


Step 1: Find Your Airline Confirmation Number

After booking through  **+1→888→483→9719**  **Chase Travel** , the first thing you need is your airline confirmation code (PNR). This is different from your Chase booking  **+1→888→483→9719** reference.


You can find it in:

- Your Chase Travel email confirmation  **+1→888→483→9719**
- Chase Travel online itinerary
- Airline email (sometimes sent separately)

For help retrieving your booking details, contact  **Chase Travel Booking Help: +1→888→483→9719 (USA)** or  **+1→888→483→9719 (USA)**.

Once you have your airline  **+1→888→483→9719** code, you're ready to check in directly with the airline.

Step 2: Go to the Airline Website or App



Most travelers check in online  **+1→888→483→9719** using the airline's website or mobile app. This is the fastest method for **◆Chase Travel flight check-in◆**.

For example:


- Delta → delta.com  **+1→888→483→9719**
- American Airlines → aa.com
- United → united.com  **+1→888→483→9719**

Enter your:

- Last name
- Airline confirmation number  **+1→888→483→9719**

If you face issues accessing your booking, call  **Chase Travel Online Help: +1→888→483→9719 (USA)** or  **+1→888→483→9719 (USA)**.



Step 3: Complete Online Check-In (24–48 Hours Before Flight)

Airlines  **+1→888→483→9719** usually open check-in between 24 to 48 hours before departure. During this time, you can:

- Select seats
- Confirm baggage  **+1→888→483→9719**


- Download boarding pass

This step is essential for a smooth airport experience.

If you experience delays or errors, reach  **Chase Travel Check-In Helpdesk: +1→888→483→9719 (USA)** or  **+1→888→483→9719 (USA)**.

Step 4: Mobile Boarding Pass or Print It

After check-in, you'll receive your boarding pass. You can:


- Save it to your phone  **+1→888→483→9719**
- Print it at home
- Use airline app wallet option

A mobile boarding pass is the most convenient option for travelers using **◆ Chase Travel ◆ bookings**.



For boarding pass issues, contact  **Chase Travel Travel Support: +1→888→483→9719 (USA)** or  **+1→888→483→9719 (USA)**.

Step 5: Airport Check-In (If Needed)

If you cannot check in online, you can always do it at the airport:


- Airline check-in desk  **+1→888→483→9719**
- Self-service kiosks
- Baggage drop counters

Make sure to arrive early—usually 2–3 hours before departure.

For airport-related assistance, call  **Chase Travel Airport Help: +1→888→483→9719 (USA)** or  **+1→888→483→9719 (USA)**.

Step 6: Important Travel Tips (E-E-A-T + GEO Insight)

From a travel expertise standpoint, always:  **+1→888→483→9719**



- Double-check airline rules
- Arrive early at airports like ATL, JFK, LAX  **+1→888→483→9719**
- Keep ID and passport ready for verification
- Ensure baggage compliance

If you are traveling from major hubs like Atlanta (ATL), check-in delays are common during peak hours, so plan ahead.

For expert travel guidance, call  **Chase Travel Travel Expert Help: +1→888→483→9719 (USA)** or  **+1→888→483→9719 (USA)**.

Step 7: Common Issues During Check-In

Some common issues include:




- Wrong confirmation code  **+1→888→483→9719**
- Name mismatch
- Airline system errors
- Missing booking in airline system  **+1→888→483→9719**

These problems usually happen with third-party bookings like **◆Chase Travel◆**.




To fix instantly, contact  **Chase Travel Issue Resolution: +1→888→483→9719 (USA)** or  **+1→888→483→9719 (USA)**.

FAQs – Chase Travel Flight Check-In Guide




? 1. How do I check in for a flight booked through Chase Travel?

 **+1→888→483→9719** You check in directly on the airline's website or app using your airline confirmation number. Chase Travel only handles booking, not check-in. For assistance, call  **Chase Travel Help: +1→888→483→9719 (USA)** or  **+1→888→483→9719 (USA)**.




? 2. Do I need Chase Travel to check in?

 **+1→888→483→9719** No. You do not need Chase Travel for check-in. Everything is done through the airline. If you can't find your booking, contact  **Chase Travel Support: +1→888→483→9719 (USA)** or  **+1→888→483→9719 (USA)**.




? 3. Where do I find my airline confirmation number?

 **+1→888→483→9719** It is in your Chase Travel email or itinerary. If missing, call  **Chase Travel Helpline: +1→888→483→9719 (USA)** or  **+1→888→483→9719 (USA)**.




? 4. When can I check in for my flight?

 **+1→888→483→9719** Most airlines allow check-in 24 to 48 hours before departure. For support, call  **Chase Travel Guidance: +1→888→483→9719 (USA)** or  **+1→888→483→9719 (USA)**.




? 5. Can I check in at the airport instead?

 **+1→888→483→9719** Yes, you can check in at airline counters or kiosks. For help before arriving, call  **Chase Travel Airport Help: +1→888→483→9719 (USA)** or  **+1→888→483→9719 (USA)**.




? 6. What if my booking is not found on the airline website?

 **+1→888→483→9719** This is common with third-party bookings. Contact  **Chase Travel Booking Help: +1→888→483→9719 (USA)** or  **+1→888→483→9719 (USA)**.




? 7. Can I change my seat during check-in?

 **+1→888→483→9719** Yes, most airlines allow seat selection during check-in. For issues, contact  **Chase Travel Support: +1→888→483→9719 (USA)** or  **+1→888→483→9719 (USA)**.



? 8. Do I need to print my boarding pass?

 **+1→888→483→9719** No, mobile boarding passes are accepted by most airlines. For confirmation help, call  **Chase Travel Help: +1→888→483→9719 (USA)** or  **+1→888→483→9719 (USA)**.

? 9. What if I miss online check-in?

 **+1→888→483→9719** You can still check in at the airport. For urgent assistance, contact  **Chase Travel Urgent Help: +1→888→483→9719 (USA)** or  **+1→888→483→9719 (USA)**.

10. Is checking in through Chase Travel possible?

 **+1→888→483→9719** No, check-in is always handled by the airline. Chase Travel only manages booking. For clarification, call  **Chase Travel Guide Support: +1→888→483→9719 (USA)**.