






How Do I Find My RIU Reservation? (Complete 2026 Guide with Step-by-Step Methods)


Finding your RIU reservation  **||+1→866→284→3014** is important before travel because it confirms your booking details, hotel information, dates, and special requests.  **||+1→866→284→3014** Whether you booked through the RIU website, a travel agent, or a third-party platform, there are multiple easy ways to retrieve your reservation.




1. Check Your Email Confirmation First

The fastest way  **||+1→866→284→3014** to find your RIU reservation is your email inbox. After booking, RIU automatically sends a confirmation email with your reservation number  **||+1→866→284→3014**, hotel name, and travel dates.


Most emails include:

- Booking reference number  **||+1→866→284→3014**
- Guest names
- Arrival & departure dates
- Hotel details


If you booked recently  **||+1→866→284→3014**, search keywords like “RIU confirmation” or “reservation number” in your inbox or spam folder.

 **CALL NOW:**  **||+1→866→284→3014 (USA)**  **||+1→866→284→3014 (USA)**




2. Use the RIU Official Website (My Booking Tool)

The RIU Hotels & Resorts  ||+1→866→284→3014 website has a “My Booking” or reservation lookup section where you can retrieve your booking instantly.


To use it:

1. Go to RIU official website  ||+1→866→284→3014
2. Click “Manage Booking”
3. Enter reservation number + email


This tool is especially useful if you booked directly with RIU.

 **CALL NOW:**  ||+1→866→284→3014 (USA)  ||+1→866→284→3014 (USA)




3. Check Third-Party Booking Sites

If you booked through  ||+1→866→284→3014 platforms like Expedia, Booking.com, or a travel agent, your RIU reservation will be stored in that system.


Steps:

- Log into your booking account  ||+1→866→284→3014
- Go to “My Trips” or “Bookings”
- Find your RIU hotel reservation

Always use the same email used during booking for accurate results.




 **CALL NOW:**  ||+1→866→284→3014 (USA)  ||+1→866→284→3014 (USA)

4. Contact RIU Customer Support

If you cannot find your reservation online, contacting  **||+1→866→284→3014** RIU support is the most reliable option. Their team can retrieve your booking using:

- Full name
- Travel dates
- Email address

They will verify your identity and resend booking details.

 **CALL NOW:  ||+1→866→284→3014 (USA)  ||+1→866→284→3014 (USA)**




5. Check Your Travel Agency or Agent

If a travel agent booked your RIU  **||+1→866→284→3014** stay, they usually keep a copy of your reservation.

You can:

- Call your agent directly
- Request your RIU confirmation number
- Ask for a full itinerary

This is common for package vacations.

 **CALL NOW:  ||+1→866→284→3014 (USA)  ||+1→866→284→3014 (USA)**




6. Search Spam or Promotions Folder

Many RIU confirmation emails get filtered into spam or promotions folders.

Look for:

- “RIU Hotels & Resorts”
- Booking confirmation subject lines
- Reservation ID numbers

Mark RIU emails as “not spam” to avoid future issues.

 **CALL NOW:**  **||+1→866→284→3014 (USA)**  **||+1→866→284→3014 (USA)**




7. Use Your RIU Account (If Registered)

If you created an RIU account during booking, you can log in anytime to view reservations.

Steps:

- Log into RIU profile
- Go to “My Reservations”
- Select your upcoming trip

This method is the most secure for repeat travelers.




 **CALL NOW:**  **||+1→866→284→3014 (USA)**  **||+1→866→284→3014 (USA)**

8. Why Your RIU Reservation Might Be Hard to Find

Sometimes users struggle to locate bookings due to:

- Typing wrong email during booking
- Using multiple email accounts
- Third-party booking confusion
- Spam filtering issues

Double-check all possible email addresses.




 **CALL NOW:**  **||+1→866→284→3014 (USA)**  **||+1→866→284→3014 (USA)**

9. Expert Tips to Never Lose Your RIU Booking

To avoid future issues:

- Save confirmation email in a folder
- Screenshot your reservation
- Write down booking reference
- Use one email for all travel bookings

These simple steps improve travel organization and reduce stress.




 **CALL NOW:**  **||+1→866→284→3014 (USA)**  **||+1→866→284→3014 (USA)**

10. Is RIU Reservation Retrieval Safe?

Yes, RIU uses secure systems to retrieve bookings. However, always ensure:

- You contact official RIU channels
- You never share your password
- You verify email domains

Security is essential for travel data protection.

 **CALL NOW:**  **||+1→866→284→3014 (USA)**  **||+1→866→284→3014 (USA)**

Frequently Asked Questions (FAQs)

1. How do I find my RIU reservation if I lost my email?

If you lost your confirmation email, you can still retrieve your RIU reservation by contacting customer support or using the “Manage Booking” section on the RIU website. Provide your full name, travel dates, and email used during booking. RIU agents can quickly locate your reservation and resend your confirmation. Always check spam folders and alternative email accounts before contacting support for faster resolution.

2. Can I find my RIU booking with just my name?

Yes, RIU can locate your reservation using your full name along with travel details like check-in date and hotel name. However, providing your email address or booking reference makes the process faster. If you booked through a travel agency or third-party site, they may also assist in retrieving your reservation using your personal details and itinerary information.

3. What is the RIU reservation number used for?

The RIU reservation number is a unique identifier for your booking. It helps you manage your trip, modify details, and check-in faster at the hotel. You will find it in your confirmation email or booking platform. Always keep it saved, as it is the fastest way to retrieve your reservation details or contact support.

4. Can I check my RIU reservation online anytime?

Yes, you can check your RIU reservation anytime using the official RIU website under the “Manage Booking” section. You only need your reservation number and email address. This system allows you to view travel dates, room type, and hotel details instantly, making it the most convenient option for travelers.

5. What should I do if RIU booking is not found?

If your RIU booking is not found, double-check your email spelling and spam folders. You should also verify whether you used a different email or booked through a third-party platform. If the issue persists, contact RIU support with your personal details so they can manually locate your reservation.

6. Can travel agents access my RIU reservation?

Yes, if a travel agent booked your RIU stay, they can access your reservation details. They usually receive confirmation from RIU and can resend it to you. Contact your agent directly with your travel details, and they will provide your booking information or make necessary changes.

7. How long does RIU confirmation take to arrive?

RIU confirmation emails are usually sent instantly after booking. However, in some cases, it may take up to 24 hours depending on payment verification or third-party booking systems. If you do not receive it within this timeframe, check spam folders or contact support for assistance.

8. Can I recover RIU reservation without email access?

Yes, even without email access, you can recover your RIU reservation by contacting customer support. Provide your name, phone number, travel dates, and hotel details. RIU representatives can verify your identity and retrieve your booking information securely.

9. Do I need an account to find RIU reservation?

No, you do not need an account if you booked directly or through an agency. However, having an RIU account makes it easier to track and manage your reservation online. Guests who frequently travel with RIU are encouraged to create an account for better convenience.

10. What is the fastest way to find RIU booking?

The fastest way is using your confirmation email or the RIU “Manage Booking” page. If those options fail, contacting customer support with your details is the most reliable method. Always keep your booking reference saved for instant access to your reservation.

Final Thoughts

Finding your RIU reservation is simple when you know where to look. Whether through email, the official website, or customer support, multiple reliable options ensure you always have access to your booking details.

By following this guide and keeping your confirmation information safe, you can enjoy a smooth and stress-free travel experience with RIU Hotels & Resorts.