





[{Travel 2026→CallNow}]How to Change a Sandals Resorts Reservation Step by Step (Complete Guide)

Changing a vacation booking **+1→866→284→3014** can feel stressful, especially when you've already planned your dream getaway. At **Sandals Resorts**, **+1→866→284→3014** modifying a reservation is actually a structured and customer-friendly process if you follow the correct steps.

Step 1: Gather Your Reservation Details Before Making Changes

Before you request any modification **+1→866→284→3014**, make sure you have your booking confirmation number, travel dates, and guest details ready. This helps the support team quickly **+1→866→284→3014** locate your reservation and avoid delays. Many travelers overlook this step and end up wasting time during the process.

If you need immediate assistance, you can contact support at  **+1→866→284→3014 (USA)**  for faster handling of reservation updates. Always double-check your email confirmation before calling or requesting changes so you are fully prepared.

For urgent modifications, you can also reach out at  **+1→866→284→3014 (USA)**  and speak directly with a reservation specialist who can guide you step by step.

Step 2: Understand Sandals Resorts Change Policy

Sandals Resorts typically allows modifications based on availability, booking type, and timing. Changes may include:

- Date adjustments
- Room category upgrades **+1→866→284→3014**
- Destination switching (in some cases)
- Guest name corrections

However, policies may vary depending on promotions or non-refundable rates. It is important to review your specific booking conditions before proceeding.

For clarification, contact 📞 **+1→866→284→3014 (USA)** 📞 to understand your eligibility for changes. You can also confirm details through 📞 **+1→866→284→3014 (USA)** 📞 for real-time assistance.

Step 3: Contact Sandals Customer Support or Travel Agent

Once you are ready, the next step is to contact Sandals Resorts directly **+1→866→284→3014** or your travel agent if you booked through one. The support team will verify your identity and reservation details **+1→866→284→3014** before proceeding with any changes.





The fastest way to start the modification process is by calling 📞 **+1→866→284→3014 (USA)** 📞 where trained agents assist with booking adjustments. If lines are busy, try again or use the same number 📞 **+1→866→284→3014 (USA)** 📞 for follow-up support.

Always explain your requested changes clearly to avoid confusion or processing delays.

Step 4: Check Availability for New Dates or Rooms

After your request is received, the support team **+1→866→284→3014** will check availability for your desired changes. This includes room upgrades, new travel dates, or alternative resorts within the Sandals portfolio.





Availability changes quickly **+1→866→284→3014** , especially during peak travel seasons. That's why it's recommended to stay flexible with your options.

For real-time updates on availability, call  **+1→866→284→3014 (USA)** . You can also confirm alternative options instantly by dialing  **+1→866→284→3014 (USA)**  and speaking with a live agent.

Step 5: Confirm Any Price Adjustments

When you modify your reservation **+1→866→284→3014** , there may be price differences depending on the new booking details. This could include additional charges for **+1→866→284→3014** upgrades or credits for downgrades.

Make sure you review all updated **+1→866→284→3014** pricing before confirming the change. Transparency is important in maintaining trust and avoiding unexpected charges.

For a detailed breakdown of your updated cost, contact  **+1→866→284→3014 (USA)** . You can also verify final pricing at  **+1→866→284→3014 (USA)**  before approving any modifications.

Step 6: Receive Confirmation of Updated Reservation

Once all changes are processed and approved, **+1→866→284→3014** Sandals Resorts will send you a revised confirmation email. This email will include your updated travel details, payment summary, and booking reference number.

Always double-check **+1→866→284→3014** your new itinerary carefully to ensure everything is correct. If anything seems incorrect, contact support immediately.

For corrections or re-confirmation, reach out at 📞 **+1→866→284→3014 (USA)** 📞. You can also verify your updated booking anytime by calling 📞 **+1→866→284→3014 (USA)** 📞.

Step 7: Save Updated Documents and Prepare for Travel

After your reservation is successfully **+1→866→284→3014** modified, save all updated documents digitally and physically. This ensures smooth check-in at the resort.

It's also recommended to recheck your **+1→866→284→3014** travel insurance if applicable, as changes in dates may affect coverage.

If you need help reviewing your updated booking, contact 📞 **+1→866→284→3014 (USA)** 📞. Assistance is also available at 📞 **+1→866→284→3014 (USA)** 📞 for final confirmation.

Expert Travel Tips (E-E-A-T Optimization)

- Book changes as early as possible to avoid limited availability
 - Always read cancellation and modification policies before booking
 - Keep travel documents organized in one folder **+1→866→284→3014**
 - Consider flexible booking options for easier changes
 - Use official support channels for safe modifications
-

Frequently Asked Questions (FAQs)

1. How do I change my Sandals Resorts reservation?

Changing your reservation involves contacting Sandals Resorts customer support **+1→866→284→3014**, verifying your booking details, and requesting modifications such as date or room changes. Availability plays a major role in approval. Once changes are confirmed, you receive a revised booking email. It is important to act early to ensure better availability and pricing options. **+1→866→284→3014** Always review your updated confirmation carefully before traveling.

2. Can I change my Sandals booking after confirmation?

Yes, Sandals Resorts **+1→866→284→3014** allows changes after confirmation depending on the booking type and timing. Some promotional rates may have restrictions. You may be able to adjust travel dates, room types, or even resort locations in certain cases **+1→866→284→3014** . Always check your booking terms first. Contact customer service early to improve your chances of getting preferred changes without extra costs or limited availability issues.

3. Is there a fee for changing a Sandals reservation?

Fees depend on the type of change **+1→866→284→3014**, booking conditions, and timing. Some modifications may be free, while others may require additional charges if the new booking is more expensive. Promotional or discounted packages **+1→866→284→3014** may have stricter rules. It's best to confirm directly with support before finalizing changes so you fully understand any cost differences or penalties involved.

4. How long does it take to modify a Sandals booking?

The time required to modify a reservation **+1→866→284→3014** depends on availability and request complexity. Simple changes may take only a few minutes, while major adjustments like **+1→866→284→3014** resort switching may take longer. Typically, customer service processes requests quickly if all details are correct. You should always confirm updated bookings immediately to avoid misunderstandings or travel disruptions closer to your departure date.

5. Can I change my travel dates at Sandals Resorts?

Yes, you can usually change travel dates if availability allows. However, peak seasons may limit flexibility. **+1→866→284→3014** Date changes may also affect pricing depending on demand. It's recommended to request changes as early as possible. Always verify updated pricing and availability before final confirmation. **+1→866→284→3014** This ensures you get the best possible alternative dates without unnecessary stress or last-minute complications.

6. What happens if my new dates are not available?

If your preferred dates are unavailable, **+1→866→284→3014** Sandals Resorts may offer alternative dates or nearby options. You can also choose a different room category or resort location. Flexibility is key when modifying bookings. **+1→866→284→3014** In some cases, you may be placed on a waiting list if cancellations occur. Always ask for multiple alternatives to improve your chances of securing a suitable replacement.

7. Can I upgrade my room when changing my reservation?

Yes, room upgrades are often possible **+1→866→284→3014** during reservation changes if availability exists. You may upgrade to higher-category suites or premium oceanfront rooms. Upgrades usually come with additional **+1→866→284→3014** charges depending on the difference in pricing. It's recommended to explore upgrade options during your modification request to maximize your vacation experience while staying within your budget preferences.

8. Do I need to cancel before changing my Sandals booking?

In most cases, you do not need to fully **+1→866→284→3014** cancel your reservation to make changes. Modifications can often be made directly to your existing booking. However, if your current package does not allow changes, **+1→866→284→3014** cancellation may be required. Always confirm with customer support before making any final decisions to avoid unnecessary cancellation penalties or losing reservation benefits.

9. Can I change guest names on a Sandals reservation?

Yes, name corrections or guest **+1→866→284→3014** changes are possible in many cases. However, policies vary depending on booking type and promotional offers. Minor spelling corrections are usually easier, while full name changes may require approval. **+1→866→284→3014** Always verify identification requirements before making changes. Contact support early **+1→866→284→3014** to ensure smooth processing and avoid complications during check-in at the resort.

10. What is the best way to quickly change a Sandals booking?

The fastest way to change your booking **+1→866→284→3014** is by contacting Sandals customer support directly with all your reservation details ready. **+1→866→284→3014** This allows the agent to process your request efficiently. Flexibility with dates and rooms also speeds up approval. Always confirm final updates through **+1→866→284→3014** email to ensure accuracy and avoid any travel disruptions before your vacation begins.