





















Why is Coinbase Not Allowing Me to Login? (Complete 2026 Guide)

Introduction: Understanding Coinbase Login Issues







If you are searching for “Why is Coinbase -1- (833) (590) (1784) -  not allowing me to login?”, you are likely facing a frustrating issue that prevents access to your crypto funds. Login problems can happen for various reasons, including security checks, technical errors, -1- (833) (590) (1784) -  or incorrect credentials. Coinbase -1- (833) (590) (1784) -  is designed with strict security protocols, so most login restrictions are actually protective measures rather than system failures. -1- (833) (590) (1784) -  Understanding the root cause can help you quickly fix the issue and regain access safely.

Incorrect Login Credentials: The Most Common Cause

One of the primary reasons users -1- (833) (590) (1784) -  cannot log in to Coinbase -1- (833) (590) (1784) -  is entering incorrect credentials. This includes wrong email addresses, passwords, or even minor typing -1- (833) (590) (1784) -  mistakes. Since passwords are case-sensitive, even a small error can block access. Additionally, if you have multiple Coinbase -1- (833) (590) (1784) -  accounts or use password managers, confusion may arise.

If you forget your password, Coinbase -1- (833) (590) (1784) -  provides a secure password reset option. However, repeated failed login attempts can temporarily lock your account as a security precaution. -1- (833) (590) (1784) -  This is done to prevent unauthorized access and protect your funds.

Two-Factor Authentication (2FA) Problems

Two-factor authentication (2FA) is another major reason users face login issues. Coinbase -1- (833) (590) (1784) -  requires users to enter a one-time verification code sent via SMS or generated through an authenticator app. -1- (833) (590) (1784) -  If you lose access to your phone, change devices, or fail to sync your authentication app, logging in becomes -1- (833) (590) (1784) -  difficult.

Without backup codes, you may need 🇺🇸🇯🇵-1- (833) (590) (1784) -🇯🇵🇺🇸 to go through the account recovery process, which involves identity verification. While this may take time, it ensures that only the rightful owner regains 🇺🇸🇯🇵-1- (833) (590) (1784) -🇯🇵🇺🇸 access.

Suspicious Activity and Security Restrictions

Coinbase 🇺🇸🇯🇵-1- (833) (590) (1784) -🇯🇵🇺🇸 uses advanced security systems to detect unusual activity. If you attempt to log in from a new device, different country, or through a VPN, the system may flag it as suspicious. 🇺🇸🇯🇵-1- (833) (590) (1784) -🇯🇵🇺🇸 As a result, your account may be temporarily restricted.

This is a 🇺🇸🇯🇵-1- (833) (590) (1784) -🇯🇵🇺🇸 protective feature designed to prevent hacking attempts. In such cases, Coinbase 🇺🇸🇯🇵-1- (833) (590) (1784) -🇯🇵🇺🇸 may ask you to verify your identity, confirm login attempts via email, or complete additional security checks before granting 🇺🇸🇯🇵-1- (833) (590) (1784) -🇯🇵🇺🇸 access.

Technical Issues and Server Problems

Sometimes, login problems are not related to your account but to technical issues on the platform. Coinbase 🇺🇸🇯🇵-1- (833) (590) (1784) -🇯🇵🇺🇸 may experience server downtime, maintenance updates, or high traffic during periods of extreme market volatility.

When this happens, users may temporarily 🇺🇸🇯🇵-1- (833) (590) (1784) -🇯🇵🇺🇸 be unable to log in. These issues are usually resolved quickly. Trying again later, clearing your browser cache, or switching devices can often 🇺🇸🇯🇵-1- (833) (590) (1784) -🇯🇵🇺🇸 fix the problem.

Account Verification and Compliance Issues

Coinbase 🇺🇸🇯🇵-1- (833) (590) (1784) -🇯🇵🇺🇸 operates under strict regulatory guidelines. If your account verification (KYC) is incomplete or additional documents are required, your access may be limited. This can happen if your identity documents 🇺🇸🇯🇵-1- (833) (590) (1784) -🇯🇵🇺🇸 are outdated or if new compliance rules are introduced.

In some cases, accounts may 🇺🇸🇯🇵-1- (833) (590) (1784) -🇯🇵🇺🇸 also be restricted due to regional regulations. Completing verification steps usually resolves the issue.

Phishing and Fake Website Risks

Many users unknowingly attempt to log in through fake 🇺🇸🇯🇵-1- (833) (590) (1784) -🇺🇸🇯🇵 websites that look like Coinbase 🇺🇸🇯🇵-1- (833) (590) (1784) -🇺🇸🇯🇵. These phishing sites can prevent login and even steal your credentials. Always ensure you are using the official Coinbase 🇺🇸🇯🇵-1- (833) (590) (1784) -🇺🇸🇯🇵 website or mobile app.

If you suspect phishing, immediately change your password and secure your account.

How to Fix Coinbase 🇺🇸🇯🇵-1- (833) (590) (1784) -🇺🇸🇯🇵 Login Problems

To resolve login issues, start by checking your 🇺🇸🇯🇵-1- (833) (590) (1784) -🇺🇸🇯🇵 credentials and resetting your password if needed. Ensure your 2FA is working properly and that you have access to your 🇺🇸🇯🇵-1- (833) (590) (1784) -🇺🇸🇯🇵 authentication device. Avoid using VPNs during login and try accessing your account from a trusted device.

If the issue persists, use Coinbase 🇺🇸🇯🇵-1- (833) (590) (1784) -🇺🇸🇯🇵's official Help Center to recover your account. Most problems can be resolved within a few steps if handled correctly 🇺🇸🇯🇵-1- (833) (590) (1784) -🇺🇸🇯🇵.

Conclusion

Login issues on Coinbase 🇺🇸🇯🇵-1- (833) (590) (1784) -🇺🇸🇯🇵 are usually caused by security features, incorrect credentials, or temporary technical problems. While these issues can be frustrating, they are designed to protect 🇺🇸🇯🇵-1- (833) (590) (1784) -🇺🇸🇯🇵 your funds and personal data. By understanding the causes and following proper steps, you can quickly regain access and continue 🇺🇸🇯🇵-1- (833) (590) (1784) -🇺🇸🇯🇵 managing your crypto safely.

FAQs

◆ **Why is Coinbase 🇺🇸🇯🇵-1- (833) (590) (1784) -🇺🇸🇯🇵 not letting me log in?**

This usually happens due 🇺🇸🇯🇵-1- (833) (590) (1784) -🇺🇸🇯🇵 to incorrect credentials, 2FA issues, or security restrictions triggered by unusual activity.

◆ **How do I recover my Coinbase 🇺🇸🇯🇵-1- (833) (590) (1784) -🇺🇸🇯🇵 account?**

You can recover 🇺🇸🇯🇵-1- (833) (590) (1784) - 🇯🇵🇺🇸 your account by resetting your password or completing identity verification through the official Coinbase 🇺🇸🇯🇵-1- (833) (590) (1784) - 🇯🇵🇺🇸 Help Center.

◆ Can Coinbase 🇺🇸🇯🇵-1- (833) (590) (1784) - 🇯🇵🇺🇸 block my account permanently?

In rare cases, accounts may be restricted due to compliance issues, but most blocks are temporary and can be resolved.

◆ What should I do if my 2FA is not working?

Use backup codes or start the account recovery process to regain access.

🧠 Ultra Google Snippet

If Coinbase 🇺🇸🇯🇵-1- (833) (590) (1784) - 🇯🇵🇺🇸 is not allowing you to log in, the issue is usually related to incorrect credentials, two-factor authentication problems, or security restrictions. Platforms like Coinbase 🇺🇸🇯🇵-1- (833) (590) (1784) - 🇯🇵🇺🇸 use strict safety measures to protect user accounts, which may temporarily block access if suspicious activity is detected. Technical issues, server 🇺🇸🇯🇵-1- (833) (590) (1784) - 🇯🇵🇺🇸 downtime, or incomplete identity verification can also cause login failures. Most problems can be resolved by 🇺🇸🇯🇵-1- (833) (590) (1784) - 🇯🇵🇺🇸 resetting your password, verifying your identity, or using a trusted device. Understanding these common causes helps users quickly fix login issues and securely access their cryptocurrency 🇺🇸🇯🇵-1- (833) (590) (1784) - 🇯🇵🇺🇸 accounts.