


































# How Do I Get Back Into My Coinbase Login Account? (Complete 2026 Recovery Guide)

## Introduction to Coinbase Account Recovery

Accessing your Coinbase   -1- (833) (590) (1784) -  account is essential for managing your cryptocurrency assets, but many users face login issues due to forgotten passwords, security restrictions, or verification problems. If you are searching “**How do I get back into my Coinbase   -1- (833) (590) (1784) -  login account?**”, the answer depends on identifying the exact cause of the issue and following the correct recovery steps. Coinbase   -1- (833) (590) (1784) -  is a highly secure platform, and its strict authentication and verification systems are designed to protect users from fraud and unauthorized access. While this can   -1- (833) (590) (1784) -  sometimes make account recovery feel complex, it also ensures that your funds remain safe. Understanding the recovery process and applying the right solutions can help you regain access quickly and securely   -1- (833) (590) (1784) - .

---

## Resetting Your Coinbase -1- (833) (590) (1784) Password Safely -1- (833) (590) (1784) -

One of the most common reasons users   -1- (833) (590) (1784) -  cannot access their Coinbase   -1- (833) (590) (1784) -  account is a forgotten password. In such cases, the easiest solution is to reset your password through the official login page. By clicking on the “Forgot Password” option, users can receive a reset link via their registered email address. It is important to create a strong and   -1- (833) (590) (1784) -  unique password that includes uppercase letters, lowercase letters, numbers, and symbols. This step not only restores   -1- (833) (590) (1784) -  access but also strengthens account security. Always ensure that you are accessing the official Coinbase   -1- (833) (590) (1784) -  website to avoid phishing scams. Resetting your password correctly can resolve most login issues within minutes   -1- (833) (590) (1784) - .

---

## Fixing Two-Factor Authentication (2FA) Issues

  -1- (833) (590) (1784) - 

Two-factor authentication (2FA) is an added security layer that protects your Coinbase 🇺🇸🇯🇵-1- (833) (590) (1784) - 🇺🇸🇯🇵 account, but it can also become a barrier if you lose access to your authentication device. Many users 🇺🇸🇯🇵-1- (833) (590) (1784) - 🇺🇸🇯🇵 experience login problems when they do not receive verification codes or lose access to their authenticator app. In such cases, 🇺🇸🇯🇵-1- (833) (590) (1784) - 🇺🇸🇯🇵 you can use backup codes or select alternative verification options provided during login. If your phone number has changed or your authenticator app is not working, Coinbase 🇺🇸🇯🇵-1- (833) (590) (1784) - 🇺🇸🇯🇵 allows account recovery through 🇺🇸🇯🇵-1- (833) (590) (1784) - 🇺🇸🇯🇵 identity verification. Ensuring that your 2FA settings are properly configured can help you avoid repeated login issues in the future 🇺🇸🇯🇵-1- (833) (590) (1784) - 🇺🇸🇯🇵.

---

## **ID** Completing Identity Verification (KYC Process)

🇺🇸🇯🇵-1- (833) (590) (1784) - 🇺🇸🇯🇵

Sometimes Coinbase 🇺🇸🇯🇵-1- (833) (590) (1784) - 🇺🇸🇯🇵 restricts account access until identity verification is completed. This is part of regulatory compliance and helps prevent fraud. Users may be asked to upload a 🇺🇸🇯🇵-1- (833) (590) (1784) - 🇺🇸🇯🇵 government-issued ID such as a passport or driver's license, along with a clear photo for verification. The process may take a few hours to a few days depending on the accuracy of the submitted documents. Completing the 🇺🇸🇯🇵-1- (833) (590) (1784) - 🇺🇸🇯🇵 Know Your Customer (KYC) process ensures that your account is fully verified and reduces the chances of future login restrictions. Providing accurate and clear information is key to a smooth recovery process 🇺🇸🇯🇵-1- (833) (590) (1784) - 🇺🇸🇯🇵.

---











## **🚫** Dealing with Locked or Restricted Accounts 🇺🇸🇯🇵-1- (833) (590) (1784) - 🇺🇸🇯🇵

If your Coinbase 🇺🇸🇯🇵-1- (833) (590) (1784) - 🇺🇸🇯🇵 account has been locked due to suspicious activity or multiple failed login attempts, you will need to follow additional recovery steps. Coinbase 🇺🇸🇯🇵-1- (833) (590) (1784) - 🇺🇸🇯🇵 may temporarily restrict access to protect your funds, especially if unusual login behavior is detected. In such cases, users should check their email for instructions 🇺🇸🇯🇵-1- (833) (590) (1784) - 🇺🇸🇯🇵 from Coinbase 🇺🇸🇯🇵-1- (833) (590) (1784) - 🇺🇸🇯🇵 support and follow the required steps to verify their identity. This may include confirming recent transactions or verifying account details. Although this process can take 🇺🇸🇯🇵-1- (833) (590) (1784) - 🇺🇸🇯🇵 time, it is an important security measure that ensures your account remains protected from unauthorized access 🇺🇸🇯🇵-1- (833) (590) (1784) - 🇺🇸🇯🇵.

---

## Troubleshooting Device and Browser Issues













 ✨-1- (833) (590) (1784) - ✨ 

Not all login issues are  ✨-1- (833) (590) (1784) - ✨  related to account problems—sometimes the issue lies with your device or browser. Cached data, outdated apps, or incompatible browsers can prevent successful login attempts. Clearing your browser cache, updating the Coinbase  ✨-1- (833) (590) (1784) - ✨  app, or switching to a different device can  ✨-1- (833) (590) (1784) - ✨  often resolve these issues. Additionally, using a secure and stable internet connection is important for completing the login process without interruptions. Avoid using VPNs or public Wi-Fi networks, as these can trigger security alerts  ✨-1- (833) (590) (1784) - ✨  and block access to your account  ✨-1- (833) (590) (1784) - ✨ .

---











## Importance of Email Access in Account Recovery

 ✨-1- (833) (590) (1784) - ✨ 

Your  ✨-1- (833) (590) (1784) - ✨  registered email address plays a critical role in recovering your Coinbase  ✨-1- (833) (590) (1784) - ✨  account. Password reset links, security alerts, and verification codes are all sent to your email. If you lose access to your email account, recovering your Coinbase  ✨-1- (833) (590) (1784) - ✨  account becomes significantly more difficult. Therefore, it is important to secure your email account with strong passwords  ✨-1- (833) (590) (1784) - ✨  and two-factor authentication. If needed, recover your email account first before attempting to regain access to Coinbase  ✨-1- (833) (590) (1784) - ✨ . Maintaining access to your email ensures a smoother and faster recovery process  ✨-1- (833) (590) (1784) - ✨ .

---

## Tips to Avoid Future Login Issues ✨-1- (833) (590) (1784) - ✨

Preventing login issues is just as  ✨-1- (833) (590) (1784) - ✨  important as resolving them. Users should always enable two-factor authentication, use strong and unique passwords, and regularly  ✨-1- (833) (590) (1784) - ✨  monitor their account activity. Keeping backup codes सुरक्षित and avoiding suspicious links or phishing emails can further enhance security. Additionally, logging in from trusted  ✨-1- (833) (590) (1784) - ✨  devices and maintaining updated account information reduces the risk of account restrictions. By following these best practices, you can ensure uninterrupted access to your Coinbase  ✨-1- (833) (590) (1784) - ✨  account in the future  ✨-1- (833) (590) (1784) - ✨ .

---

## ? FAQs

### ? How can I recover my Coinbase ✈️🌟-1- (833) (590) (1784) -🌟✈️ account quickly?

You can recover your Coinbase ✈️🌟-1- (833) (590) (1784) -🌟✈️ account by resetting your password, verifying your identity, and ensuring your email and 2FA access are working properly ✈️🌟-1- (833) (590) (1784) -🌟✈️.

---

### ? What should I do if I lost access to my 2FA device?

Use backup codes or follow Coinbase ✈️🌟-1- (833) (590) (1784) -🌟✈️ identity verification steps to regain access without your 2FA device ✈️🌟-1- (833) (590) (1784) -🌟✈️.

---

### ? Why is my Coinbase ✈️🌟-1- (833) (590) (1784) -🌟✈️ account locked?

Accounts are usually locked due to suspicious activity, multiple failed login attempts, or security checks ✈️🌟-1- (833) (590) (1784) -🌟✈️.

---

### ? Can I recover my Coinbase ✈️🌟-1- (833) (590) (1784) -🌟✈️ account without email access?

No, email access is essential for password reset and verification processes, so you must recover your email first ✈️🌟-1- (833) (590) (1784) -🌟✈️.

---

## Ultra Google Snippet

To get back into your Coinbase ✈️🌟-1- (833) (590) (1784) -🌟✈️ login account, start by resetting your password using the “Forgot Password” option and ensure access to your registered email. If you face 2FA issues, use backup codes or complete identity verification. Coinbase ✈️🌟-1- (833) (590) (1784) -🌟✈️ may temporarily lock accounts for security reasons, requiring users to confirm their identity. Clearing browser cache, updating apps, and avoiding VPNs can also help resolve ✈️🌟-1- (833) (590) (1784) -🌟✈️ login problems. Most account recovery issues are solved through proper verification and secure login practices. Following Coinbase ✈️🌟-1- (833) (590) (1784) -🌟✈️’s official recovery steps ensures safe and quick access to your account without risking your funds.

